

St. Mary's Primary School, Greenlough



Key Stage One

Key Stage One

- Teachers

Mrs Kate Duffy & Miss Nadine O'Boyle
Klaudia & Nadine

- Number of Children

Primary Three: 24

Primary Four: 22

School Day

- School begins: 8.45am
- Break time: 10.30am
- Lunch time: 12.00pm
- End of school day: 3.00pm

Primary 3 finish 2pm Friday

Breakfast & 2-3 clubs are available

Aims of St. Mary's

To promote high achievement and learning for life by working with children to:

- practice the Catholic faith;
- have high self-esteem - respecting themselves, others and the environment;
- acquire knowledge and skills to be their individual best;
- become highly motivated life-long learners;
- be able to work independently and collaboratively;
- gain technological skills to equip them for the 21st century.

School Attendance

Attendance is crucial to your child's development and school must be notified of any absences. If your child's attendance drops to 90% and no explanation is given, a letter will be sent from school. If the figure drops below 85% a referral will be made to Educational Welfare.

- 100% Attendance 0 Days Missed
- 95% Attendance 9 Days Missed
1wk & 4 days
- 90% Attendance 19 Days Missed
3wks & 4 Days
- 85% Attendance 28 Days Missed
5wks & 3 Days



Education Welfare Service Referral Process



Pre-Referral Process

Preventative actions in accordance with school's attendance policy



Referral Process

Refer to EWS Referral Guidance Form

- This will have been provided to you by your link EWO

Complete Referral Form

- Referrals can only be assessed based on the information provided on the form.
- Ensure all details are included and are accurate
- Insufficient information may result in the child not receiving appropriate support

Submit Referral Form

- Form can be submitted via email or post
- Prior to submission check with your link EWO for confirmation of where to send referral

Referral Confirmation

- EWS will confirm receipt of referral
- If you haven't received confirmation within 10 days contact your link EWO
- EWS Support commences in Partnership with school

Curriculum Overview Year 3

Maths and Numeracy	Count forward and back to 100 (beyond in Term 3) Know addition and subtraction facts to 20 Add and subtract within 100 with exchange Add and subtract money up to £1 Solve problems in all areas of Maths Sort 2D & 3D shapes in different ways Collect, record and present data (Handling Data) Measure using standard units of length, weight, capacity, area and time
Language and Literacy	Reading - use a range of reading strategies to identify unfamiliar words and use a range of comprehension skills to interpret texts Writing - write for a variety of purposes and in a variety of different genre Talking & Listening - formulate, give and respond to guidance, directions and instructions
The Arts	Art & Design -Experiment with a range of media, materials, tools and processes such as drawing, painting and printmaking. Drama -Engage in a range of creative and imaginative role-play situations Music -Work creatively using instruments Songs/hymns/carols for school assembly and ecclesiastical services
The world Around Us	Our WAU Topics are : Magical Me & Keeping Safe, Once Upon a Time & Toys, Amazing Animals.
Religion & PDMU	We Belong Together, God Loves Us, Jesus is the Light Personal Understanding & Health (Feelings & Emotions).
Physical Education	Fundamental skills development, Athletics, Pilates -based activities. Multisport (Thursday)

Curriculum Overview Year 4

Maths and Numeracy	<p>Read, count and order numbers to 1000. Develop the concept of exchange for subtraction. Introduce multiplication & Division. Problem solving within 4 operations of number. Measures - Length, Weight, Capacity, Area and Time 2D & 3D shape + position, movement & direction Handling Data - collecting, representing and interpreting data</p>
Language and Literacy	<p>Reading - use a range of reading strategies to identify unfamiliar words and use a range of comprehension skills to interpret texts and express opinions. Writing - write for a variety of purposes and in a variety of different genre Talking & Listening - formulate, give and respond to guidance, directions and instructions</p>
The Arts	<p>Art & Design - Experiment with a range of media, materials, tools & processes. Drama - imaginative role play situations eg A child from school in the past Music - Sing & perform with simple instruments</p>
The world Around Us	<p>Our WAU Topics are : School is Cool, Wacky Weather, Home Sweet Home, Friendship, Plesiosaurs & Native American Indians</p>
Religion & PDMU	<p>Develop an insight into emotions, attitudes, values and understand how to use these insights to contribute to relationships, family life, the local and global community and family life. Preparation for First Confession & First Holy Communion</p>
Physical Education	<p>Athletics, Dance, Games & Gymnastics, Multisport (Thursday)</p>

Talking and Listening

Some of our KS1 targets;

- Listen to, interpret and retell written texts
- Tell own stories based on personal experiences
- Listen and respond to guidance and instructions
- Express thoughts, feelings and opinions
- Speak audibly and clearly when reading aloud from a variety of sources






Reading



Some of our KS1 targets;


- Read with some independence for enjoyment and information
- Read, explore and understand a range of texts
- Research and manage information
- Use a range of comprehension skills to interpret and discuss texts
- Express opinions and give reasons based on what has been read
- Use a range of strategies to identify unfamiliar words


Reading





Reading Strategies 1


 

 Point to the word.

 Get your mouth ready.

 Look at the picture.

 Look at the beginning sound.

 Does it make sense?

www.cleverclassroom.com.au



Reading Strategies 2

 Look at the size of the word.

 Sound it out.

 Break the word in to smaller parts.

 Does that word sound right?


www.cleverclassroom.com.au

<p>LOOK</p>  <p>at the pictures</p>	<p>Get your MOUTH</p>  <p>ready to make the first sound</p>	<p>SLIDE</p> <p>through the whole word</p> 
<p>Spell</p> <p>the word out loud</p> 	<p>Reread</p> <p>Does it <u>LOOK</u> right? Does it <u>SOUND</u> right? Does it <u>MAKE SENSE</u>?</p> <p>If not: - STOP, go back, and read it again!</p>	<p>Skip hard words and then go back.</p>  <p>Read. Skip. Go back and read.</p>
<p>Try a different VOWEL sound.</p>  <p>a e i o u</p>	<p>Think of a RHYMING word you do know.</p>  <p>"If I know c-a-t spells cat, then h-a-t must spell hat."</p>	<p>"Chunk it"</p> <p>Look for smaller words <u>hiding</u> inside.</p> 

 <p>I wonder....</p> <p>Ask QUESTIONS to help you think deeper about the story.</p>	<p>Predict</p> <p>Stop reading and think what might come next</p> 	 <p>Infer</p> <p>Think deeper about the meaning of what is read.</p>
 <p>Make Connections</p> <p>Use your schema to better understand</p>	<p>Thinking Strategies</p> <p>Good Readers</p> <p>Use</p>	 <p>Self Monitor</p> <p>Stop and think to make sure you are understanding</p>
<p>Think of the characters feelings</p> 	<p>Summarize</p> <p>Wrap up your thinking to remember the important parts</p> 	<p>Create a Mental Picture</p> <p>Make a picture in your mind of what the words are saying</p> 



Writing



Some of our KS1 targets;

- Consolidate correct formation of letters & numbers
- Organise, structure and present ideas in writing
- Write for a variety of audiences
- Use a variety of skills to spell words when writing
- Spell correctly a range of familiar, important and regularly occurring words
- Develop competence in grammar and punctuation
- Write in a legible style of handwriting & working towards a cursive style.
- Begin to check written work

Spelling Strategies

Look Cover Say Write Check

 **LOOK**
...of the sounds, or parts of the words or you read the word.
eyes... **th_r_ee**
parents participating
twice... **tw_ice**
parents participating
moments... **en_or_mous**
class spelling strategy

 **COVER**
...the word, try to see the word and all it's sounds in your head.
 **th_r_ee**

 **SAY**
...each sound or part of the word while revealing a finger.
eyes... **th - r - ee**
twice... **tw - ice**
moments... **en - or - mous**
  

 **WRITE**
...the word in alternating colours.
th-r-ee
parents participating
tw-ice
parents participating
en-or-mous
class spelling strategy

 **CHECK**
...your work.
 

Problem Solving Strategies

The seven steps to problem-solving

- Step 1** Read the problem.
- Step 2** What do you have to find?
- Step 3** What facts are given?
- Step 4** Which facts do you need?
- Step 5** Make a plan.
- Step 6** Carry out your plan to find an answer.
- Step 7** Check your answer.





Managing Information




Thinking, Problem Solving
Decision Making



Being Creative

Thinking Skills & Personal Capabilities





Working with Others



Self Management


Year 3 Homework

P3 Homework- Week commencing Monday 16th September 2024




Reading - every night as written in your Reading Record
Please learn your key words in diary every night.
Spellings - List 2 'ch'

**After Schools Art Club begins this Tuesday from 3-4pm for children in Primary 3 and 4.*




Monday: Spelling Sentences- write 3 sentences using 'ch' words from your spelling list.
Numeracy- Complete Monday Mental Maths

Tuesday: Spelling Sentences- write 3 sentences using 'ch' words from your spelling list.
Numeracy- Complete Tuesday Mental Maths



Wednesday: Complete Spelling Worksheet
Numeracy- Complete Wednesday Mental Maths




Thursday: Learning Homework

** Spelling Preparation for Friday's Check-up.*
** Learn your reading words for Friday's Check-up*

Learning Homework Focus for this week- Addition to 10

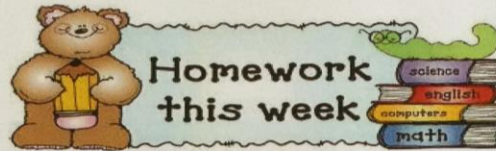
This week we are revising addition to 10. Please help your child at home to develop quick recall of addition facts to 10.



<https://www.topmarks.co.uk/addition/robot-addition>
<https://www.topmarks.co.uk/Flash.aspx?f=loopcardsv6>

Primary 3 P.E days will be every **Tuesday** and **Thursday**. Children can wear their P.E gear to school on these days. Children must wear full school uniform every other day. Thank you!

Year 4 Homework



Year 4 Monday 16th September 2024

All weekly homework in Year 4 will be inside a YELLOW A4 book. Homework in Year 4 will go out every Monday with a cover letter outlining tasks for that week. Each week will follow a similar pattern Monday to Thursday which includes Reading, Spellings, Spelling sentences and Maths tasks. Please remind your child to bring their reading book and reading diary to school every day. YELLOW homework books must be returned to school on Friday for marking. PE will be on Mondays and will commence Monday 16th September. Children may come to school wearing their PE gear on Mondays.

Monday: Reading - Look inside your child's reading record and sign on a nightly basis after having listened to your child read aloud and/or complete associated Reading Activity.

Spellings - Using the "Look, Say, Cover, Write & Check" strategy, write spelling list onto Monday section of the page. Write 3 interesting sentences using words from your list.

Maths- Complete the Monday section of your Maths sheet

Tuesday: Reading - Look inside your child's reading record and sign on a nightly basis after having listened to your child read aloud and/or complete associated Reading Activity.

Spellings - Using the "Look, Say, Cover, Write & Check" strategy, write spelling list onto Tuesday section of the page. Write 3 interesting sentences using words from your list.

Maths- Complete the Tuesday section of your Maths sheet

Wednesday: Reading - Look inside your child's reading record and sign on a nightly basis after having listened to your child read aloud and/or complete associated Reading Activity.

Spellings - Using the "Look, Say, Cover, Write & Check" strategy, write spelling list onto Wednesday section of the page.

Research 3 sentences about Lough Neagh.

Maths- Complete the Wednesday section of your Maths sheet.

Thursday: Reading - Look inside your child's reading record and sign on a nightly basis after having listened to your child read aloud and/or complete associated Reading Activity.

Prepare for spelling check up on Friday. Prepare for Mental Maths Check up by adding 9,11,19, 21 to a number between 1-100. Please remember to bring your library book for library time.



Education is the most powerful weapon which you can use to change the world.

Homework Support:

- ✚ Provide a suitable environment
- ✚ Encourage independence
- ✚ Provide supervision
- ✚ Just be the best you can be
- ✚ If your child is struggling, just
Stop and write a note for the
Class teacher.
- ✚ Sign written homework

Mathletics

<https://www.google.co.uk/search?q=mathletics+video&safe=active#fpstate=ive&vld=cid:e617a50f,vid:811CSI5yMsw,st:0>



Keeping You Informed on Progress

Curriculum Evening (term 1) - Initiatives, targets and objectives have been laid out for the year.

Parent Teacher Meetings (term 2) - This will take place again in January. Further details to follow.

School Reports (term 3) - School reports are sent home at the end of the academic year in June.

Books Sent Home - Your child's numeracy and literacy books will be sent home every half term for parents to celebrate their child's completed class work. We ask that parents complete the two stars and a wish template included each half term

If you have any concerns regarding your child's progress or any other matter contact your child's class teacher to arrange a meeting throughout the school year.

Assessment

- Weekly spelling & Mental Maths Tests
- On going Observations and Marking
- Half Term Class Check Ups
- NRIT testing in Years 4 & 6
- End of Year Assessment - PTM & PTE

School is so much more....

- Friendships
- Relationships
- Curricular & Extra Curricular Activities
- Reward Systems - Class & whole School
- Responsibility
- Preparation for Life - Adulthood.

Updates and Information

- All news and information is regularly posted on our school website. All letters issued from school are posted in the parent section of our school website www.stmaryspsgreenlough.com
- Facebook page - Please do not add a comment  @stmaryspsgreenlough
- School App - Available via our school website  Schools NI

Questions

If you have any questions in relation to your child's development or seek clarification on the information provided, please contact your child's class teacher by email:

noboyle927@c2ken.net

kduffy613@c2ken.net

Call our school office 028 25 821066